




Delta2 Diversity Series
EXPOSED FOLDED VHF UHF
DIPOLE 2-Band Array
138-174 MHz & 406-512 MHz



Electromagnetics

"Quality is everything."

JAG-150-2-1/2+JAG-450-8-1/2-F-SIDE



Below: This model shown here with black paint option.

- Civil aviation applications
- Land mobile networks
- Public security and safety
- Transportation networks



JAG-150-2-1/2+JAG-450-8-1/2-F-SIDE Product Specification Sheet.

Electrical Specifications		Mechanical Specifications		Environmental	
Model	JAG-150-2-1/2+JAG-450-8-1/2-F-SIDE	Model	JAG-150-2-1/2+JAG-450-8-1/2-F-SIDE	Model	JAG-150-2-1/2+JAG-450-8-1/2-F-SIDE
Frequency Range (MHz)	138 – 174 / 406 – 512	Height	inches (mm) 312 (7,925)	Survival Wind Velocity With no Ice	mph (km/h) 110 (177)
Bandwidth @ 1.5:1 VSWR or Better (MHz)	36 (VHF) / 106 (UHF)	Width	inches (mm) 42 (1,066.8)	Survival Wind Velocity With Ice	mph (km/h) 80 (128)
Polarization	Vertical	Depth	inches (mm) 4.25 (108)	Maximum Allowable Radial Ice Buildup	inches (mm) 0.5 (12.7)
Radiation Pattern	Elliptical (VHF) / Elliptical (UHF)	Weight	lb (kg) 75 (34.04)	Equivalent Flat Plate Area	ft ² (m ²) 5.64 (0.525)
Nominal Gain (dBd)	3 – 3.7 (VHF) / 8.9 – 9.2 (UHF)	Support Mast Outside Diameter Inches (mm)	2.375 (60.3)	Lateral thrust (100mph) 0 Radial Ice Buildup	lbs (N) 221 (983)
Nominal Horizontal 3dB Beamwidth (Deg)	205 – 215	Support Mast Allowable Clamping Space Inches (mm)	312 (7,925)*	Torsional moment (100mph) 0 Radial Ice Buildup	ft-lbs (Nm) 126 (170.1)
Nominal Vertical 3dB Beamwidth (Deg)	33 – 35 (VHF) 7 – 9 (UHF)	Mounting Information	No clamps supplied (See JAG clamps page for suitable clamps)	Bending moment (100mph) 0 Radial Ice Buildup	ft-lbs (Nm) 879 (1,187)
Maximum Average Power (Watts)	200 (VHF) / 300 (UHF)	Pigtail (ft) & RF Connector	1 – 1.5 & 'N' Male		
Lightning Protection	DC Ground				

Specifications are subject to change without notice. As a result, all information contained in the present datasheet is subject to confirmation at time of ordering.

Dated: February-21-2011

Issue: 1

Made in Canada

Rev022111.1

Page 1/4



RF EMI Engineering Technology
 26-1750 Creek Way
 Burlington, Ontario
 L7L 7E2 Canada

Email: info@jagelectromagnetics.com
 Web: www.jagelectromagnetics.com
 Tel (905)-635-7437
 Fax (905)-332-8093



Copyright © JAG Electromagnetics

JAG's dedication to continuous
 Research & Development will result in
 product improvements as they
 evolve.



Delta2 Diversity Series

EXPOSED FOLDED VHF UHF

DIPOLE 2-Band Array

138-174 MHz & 406-512 MHz

Electromagnetics

"Quality is everything."

JAG-150-2-1/2+JAG-450-8-1/2-F-SIDE

Features

- 5-year factory warranty (See page 3)
- Broadband (36MHz VHF & 106MHz UHF)
- Suitable for multi-frequency systems
- Soldered internal joints
- Segmented for easy transport
- DC Grounded
- Stainless steel hardware
- Easy storage
- Low PIM
- Operation in harsh environments
- Optional downtilt versions
- Optional lightning rod spike
- Natural rubber plugs
- Reduced installation cost
- Adjustable radiation pattern*
- Optional inverted mountable model
- Side or tower top mountable

*See JAG Delta2 Series application notes for details

Description

The JAG-150-2-1/2+JAG-450-8-1/2-F-SIDE is a side mount dual band VHF/UHF antenna incorporated onto one mast needed in certain system applications. This antenna is supplied with either quarter-wave or half-wave dipole-to-mast spacing. Depending on the coverage pattern required, this antenna can also be ordered with 1/4λ VHF spacing and 1/2λ UHF spacing or vice versa.

The JAG-150-2-1/2+JAG-450-8-1/2-F-SIDE offers JAG's patented flange system segmented design to facilitate easy transport, rooftop access, and installation resulting in a cost effective antenna for urban sites.

This antenna is especially suited for sites situated on the tops of urban skyscrapers and apartment buildings due to its ability to fit inside any elevator that provides a minimum clearance of 13.5-feet diagonally.

The JAG-150-2-1/2+JAG-450-8-1/2-F-SIDE is fully appreciated serving sites that require many transmitters and receivers feeding a single antenna across a broad range of VHF and UHF frequencies.

The JAG-Flange-System™ means that assembly of the sections is quite simple and requires only the use of ordinary hand tools. The flange system also means the logistics of getting the antenna to a rooftop, e.g., helicopters or outriggers can be avoided and minimize danger.


JAG-150-2-1/2+JAG-450-8-1/2-F-SIDE at a glance



Antenna arrives in 2 sections



Feed cable through bottom mast



Swing base section out, align, bolt flanges together and erect.



*Site-specific mounting hardware is necessary with these antennas. Please consult JAG to determine suitable clamps for your application.

JAG-150-2-1/2+JAG-450-8-1/2-F-SIDE Product Specification Sheet.

Specifications are subject to change without notice. As a result, all information contained in the present datasheet is subject to confirmation at time of ordering.

Dated: February-27-2011

Issue: 1

Made in Canada

Rev022711.0

Page 2/4



RF EMI Engineering Technology
26-1750 Creek Way
Burlington, Ontario
L7L 7E2 Canada

Email: info@jagelectromagnetics.com
Web: www.jagelectromagnetics.com
Tel (905)-635-7437
Fax (905)-332-8093



Copyright © JAG Electromagnetics

JAG's dedication to continuous Research & Development will result in product improvements as they evolve.



Delta2 Diversity Series
EXPOSED FOLDED VHF UHF
DIPOLE 2-Band Array
138-174 MHz & 406-512 MHz

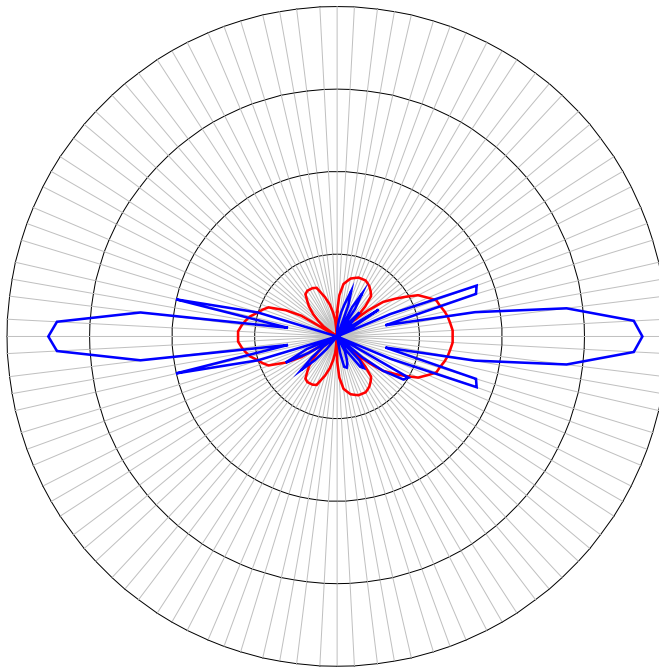
Electromagnetics

"Quality is everything."

JAG-150-2-1/2+JAG-450-8-1/2-F-SIDE



Vertical Radiation Pattern For Vertical Polarization



Elevation

— VHF — UHF

VHF scale: 3dB/div
 UHF scale: 16dB/div

* This is a general representation of the Delta2 Series JAG-150-2-1/2+JAG-450-8-1/2-F-SIDE antenna radiation pattern. For the latest detailed pattern contact JAG Applications Engineering.

WARRANTY

JAG Electromagnetics warrants all its products against defects in material or workmanship and is only applicable if failure results from these factors within five years from the purchase date by the user. Jag Electromagnetics will be responsible for the supply, at no charge, of new or rebuilt replacements in exchange for defective parts for the duration of the warranty. This warranty does not extend to any JAG products that have been subject to misuse, neglect, accident, improper installation or application. In addition, this warranty does not extend to products that have been repaired or substantially altered outside our manufacturing plant.

JAG Electromagnetics will not be liable for any incidental or consequential damages due to failure of a JAG product under this warranty or any implied warranty. JAG is in no event liable for consequential damages or other costs of any kind as a result of the use of the products manufactured by JAG. No envoy is sanctioned to presume for JAG any other legal responsibility in connection with JAG products. JAG Electromagnetics is not accountable for replacement of any product damaged by lightning.

JAG-150-2-1/2+JAG-450-8-1/2-F-SIDE Product Specification Sheet.

Specifications are subject to change without notice. As a result, all information contained in the present datasheet is subject to confirmation at time of ordering.

Dated: February-22-2011

Issue: 1

Made in Canada

Rev022211.0

Page 3/4



RF EMI Engineering Technology
 26-1750 Creek Way
 Burlington, Ontario
 L7L 7E2 Canada

Email: info@jagelectromagnetics.com
 Web: www.jagelectromagnetics.com
 Tel (905)-635-7437
 Fax (905)-332-8093



Copyright © JAG Electromagnetics

JAG's dedication to continuous Research & Development will result in product improvements as they evolve.



Delta2 Diversity Series

EXPOSED FOLDED VHF UHF

DIPOLE 2-Band Array

138-174 MHz & 406-512 MHz

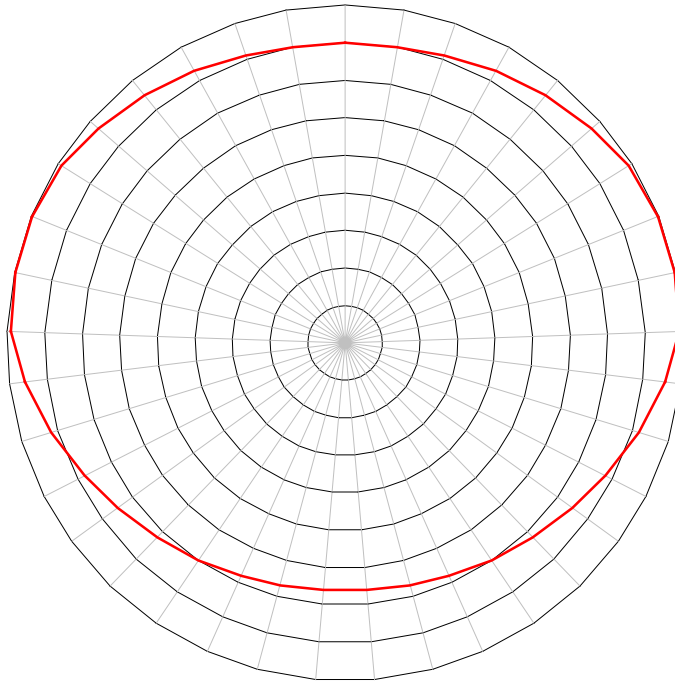
Electromagnetics

"Quality is everything."

JAG-150-2-1/2+JAG-450-8-1/2-F-SIDE



Horizontal Pattern For Vertical Polarization



Azimuth

— VHF & UHF

* This is a general representation of the Delta2 Series JAG-150-2-1/2+JAG-450-8-1/2-F-SIDE antenna radiation pattern. For the latest detailed pattern contact JAG Applications Engineering.

Toronto:

JAG Electromagnetics
26-1750 Creek Way
Burlington, ON, L7L 7E2
Canada
Tel (905)-635-7437
Fax (905)-332-8093
Email: info@jagelectromagnetics.com

Saskatoon:

JAG Electromagnetics
30065-1624 33rd St. W
Saskatoon, SK, S7L 7M6
Canada
Tel (905)-635-7437
Fax (905)-332-8093
Email: info@jagelectromagnetics.com

Published by JAG and printed in Canada. This document cannot be printed or duplicated other than for its intended purpose as a JAG product selection guide without the written consent of JAG Electromagnetics.

JAG-150-2-1/2+JAG-450-8-1/2-F-SIDE Product Specification Sheet.

Specifications are subject to change without notice. As a result, all information contained in the present datasheet is subject to confirmation at time of ordering.

Dated: February-22-2011

Issue: 1

Made in Canada

Rev022211.0

Page 4/4



RF EMI Engineering Technology
26-1750 Creek Way
Burlington, Ontario
L7L 7E2 Canada

Email: info@jagelectromagnetics.com
Web: www.jagelectromagnetics.com
Tel (905)-635-7437
Fax (905)-332-8093



Copyright © JAG Electromagnetics

JAG's dedication to continuous Research & Development will result in product improvements as they evolve.